



EVOKE

CABINETS UNCOMPLICATED

SELECTION GUIDE

DOOR STYLES, FINISHES, ACCESSORIES & MORE

EVOKECABINETS.COM

TABLE OF CONTENTS

FINISH OPTIONS	3
Modern Classics	4
Fabulous Paints	11
Complex Expressions	12
Custom Paint Match	14
Glaze Options and Techniques	15
Aging Techniques	16
Sheen Options	17
DOOR STYLE CATEGORIES, INDEX	18
Flat Panel	19
Mitered	22
Veneer Slab	23
Classic Raised Panel	23
Beadboard Panel	23
Beaded Raised Panel	24
Applied Molding	24
1-Piece Craftwood	25
Door Style Availability Chart	26
POSTS/LEGS & BUNN FEET	27
CORBELS	28
CABINET CONSTRUCTION	29
DRAWER BOX OPTIONS	30
STORAGE SOLUTIONS	31
ACCESSORIES/EMBELLISHMENTS	33
ISLANDS AND VANITY CONSOLES	35

PHOTO COURTESY OF DREAMSTYLE
KITCHENS & BATHS IN MAHOPAC, NY

Finish **SUMMER SQUALL WITH SATIN**
Wood Species **MDF PAINT**
Door Style **HAMPTON NARROW**



*COVER IMAGE PHOTO COURTESY OF
JACKSON DESIGN & REMODELING IN SAN DIEGO, CA

Finish **SUEDE**
Wood Species **QUARTER-SAWN WHITE OAK**
Door Style **KINGSTON WIDE**

FINISH OPTIONS



MODERN CLASSICS

A palette that addresses the growing trends of grey-based colors, dark rich browns, mid-tone browns and the movement to lighter wood finishes, giving the clarity and substance of fine furniture, [page 4-10](#)



FABULOUS PAINTS

The paint color palette is nature inspired with colors that are clear, livable, elegant and durable, making them the hallmark of our beautiful finishes, [page 11](#)



COMPLEX EXPRESSIONS


Designed for an entire kitchen or an accent piece as a focal point. These finishes allow a dimension of artistic styling that bring a sense of individuality and personalization, [page 12-13](#)

ADDITIONAL FINISH PRODUCTS AND ENHANCEMENTS



CUSTOM PAINT MATCH

Match a solid finish from well-known paint manufacturers, such as Sherwin-Williams, Ralph Lauren, Benjamin Moore, Behr and more, [page 14](#)




GLAZE OPTIONS AND TECHNIQUES

Highlight finishes with one of our four (4) glazes and our two (2) techniques of application, either a hand-wiped or a hand-brushed option, [page 15](#)



AGING TECHNIQUES

Handmade artistic processes to accentuate finishes even more. Add character to any finish with one of our ten (10) available distressing options, [page 16](#)




SHEEN OPTIONS


The best known finishes in the industry are offered in two (2) sheen options for a subtle variation in reflection, creating not only protection but the velvety feel of an elegant and durable finish, [page 17](#)



MODERN CLASSICS



Reddish-brown to pale yellow wood with soft straight grain, even texture and a subtle figure. Alder mellows with age and exposure to light.



Random distribution of knots which will be partially filled with resin as a means of securing the knot.




OUTER BANKS



WHITEWASH




FAWN



PEBBLE BEACH




SUEDE




SEPIA MIST



NATURAL



BRECKENRIDGE



1/2 RUSSET




SORREL




SPICED CIDER




RUSSET




ALLSPICE




GAINSBOROUGH




GLACIER




COPPER MOUNTAIN



CANYON SUNSET




CREEKSIDE




BERWICK




CHATFIELD




SORGHUM




RANIER



TETON



CHURCHILL



ARABICA

MODERN CLASSICS




OUTER BANKS



COUNTRY ROAD



PEBBLE BEACH



FAWN



NATURAL



SORREL



RUSSET



1/2 RUSSET




BRECKENRIDGE



ALLSPICE




SPICED CIDER




COPPER MOUNTAIN




CREEKSIDE




GLACIER



WESTMINSTER



CHATFIELD



CANYON SUNSET




BERWICK




RANIER




CHATEAU



CHURCHILL




TETON



ARABICA




OBSIDIAN



BEECH

Strong wood with whitish to pale brown straight grain and small grey flecks. Although we hand select our lumber, you can expect some light mineral color and streaking which will be more noticeable on light finishes.



RUSTIC BEECH

Repaired knots of various sizes and heavy mineral coloring and streaking, which is more visible on lighter finishes.



MODERN CLASSICS



Durable, moderately strong hardwood with reddish-brown hue, straight grain and fine texture. Although we hand select our lumber, you can expect some slight mineral streaks, gum or pitch pockets and a small percentage of white sapwood. These characteristics are more noticeable on lighter finishes. Cherry wood darkens over time and exposure to light.




OUTER BANKS




NATURAL



PEBBLE BEACH




BRECKENRIDGE




SUEDE




1/2 RUSSET




ALLSPICE




RUSSET




SORREL




COPPER MOUNTAIN



SEPIA MIST




GLACIER




CREEKSIDE




SPICED CIDER




RANIER




CHATFIELD




CANYON SUNSET



TETON



CHURCHILL



BERWICK



ARABICA





OUTER BANKS



PEBBLE BEACH



COUNTRY ROAD



FAWN




SUEDE




NATURAL



BRECKENRIDGE




SEPIA MIST



ALLSPICE




1/2 RUSSET




COPPER MOUNTAIN




SORREL




SPICED CIDER




RUSSET




GAINSBOROUGH




CREEKSIDE




CHATFIELD




RANIER




WESTMINSTER




CHURCHILL




TETON



BERWICK



ARABICA



OBSIDIAN



HICKORY



A dense, tough, coarse-textured wood with white sapwood and reddish-brown heartwood. The color and graining patterns will have variations from black to brown in the heartwood to yellow in the sapwood. Certain stains will amplify this effect.

MODERN CLASSICS



OUTER BANKS



NATURAL




PEBBLE BEACH




SORREL




1/2 RUSSET




RANIER




CHATFIELD




RUSSET




CHATEAU




TETON



CHURCHILL



ARABICA



OBSIDIAN

Heavy, straight-grained wood with a fine texture. The sapwood is white and selected for its light color; maple does not generally take dark colors well and may appear blotchy. On light colors the natural mineral streaks may not be concealed. Darker colors often conceal these mineral streaks.






OUTER BANKS



PEBBLE BEACH



FAWN



NATURAL




1/2 RUSSET




ALLSPICE




SORREL




BRECKENRIDGE



SPICED CIDER




RUSSET




COPPER MOUNTAIN




SEPIA MIST




RANIER




GLACIER




CREEKSIDE




CHATFIELD




CANYON SUNSET




CHATEAU



TETON



CHURCHILL



BERWICK



ARABICA



OBSIDIAN



RED OAK

Timeless hardwood with a coarse texture and a pinkish-red hue. The texture of the wood varies according to the rate of growth, but typically has a strong open grain pattern with a mix of straight and cathedral grain patterns. Although we hand select our lumber, you can expect small amounts of mineral streaking, pin knots and burls as well as occasional ray flakes.


MODERN CLASSICS




Stable wood with pale yellow-brown to pale brown tones, sometimes with a pinkish tint. As a result of the quarter sawing process, the wood exhibits a beautiful grain texture with a uniform straight grain and a striking ray flake figure. Although we hand select our lumber, you can expect occasional pin knots and light mineral streaks.



OUTER BANKS




PEBBLE BEACH



BRECKENRIDGE




SUEDE



FAWN



NATURAL




1/2 RUSSET




ALLSPICE



SORREL



COPPER MOUNTAIN



SPICED CIDER




RUSSET




GAINSBOROUGH




SEPIA MIST




GLACIER




RANIER




CREEKSIDE




TETON




CHATFIELD




CHATEAU




CANYON SUNSET



CHURCHILL



BERWICK



ARABICA



OBSIDIAN

FABULOUS PAINTS

				
SNOWFALL	PURE WHITE	DOVE	SEAPORT	GRAVEL
				
CANVAS	OYSTER BAY	DANDELION SEEDS	FRENCH SILK	POTTERS CLAY
				
NORDIC COAST	FAVA	SCOTTISH MOOR	ANSER	FOSSIL
				
OFF TRAIL	SEA GLASS	EUCALYPTUS	SHERWOOD	SUMMER SQUALL
				
CELESTIAL	BAY HARBOR	STARBOARD	NAUTILUS	JUNIPER
				
AUTUMN NIGHT	SPRUCE	CARBON	NIGHTFALL	



Finish SEAPORT
 Wood Species MDF PAINT
 Door Style CHESAPEAKE MEDIUM

One of the hallmarks of our unsurpassed finish are our fabulous paints with an affordable luxury you can literally feel. More color options available with our paint match program, [page 14](#)

COMPLEX EXPRESSIONS

For those who want cabinets or an accent piece with more character or personality, our Complex Expressions offer a luxurious dimensional finish. Our hand applied glazes and aging techniques offer artistic styling ranging from coastal to rustic and everything in between.



LAKESIDE
Hickory



LAKESIDE
Quarter-Sawn White Oak



WHITE SAIL
MDF Paint or Craftwood



MILK BOTTLE
Paintgrade



BOARDWALK
Hickory



BOARDWALK
Quarter-Sawn White Oak



SANIBEL
MDF Paint or Craftwood



CHAI
Alder



FARMHOUSE WHITE
Alder



FISHERMAN'S WHARF
Quarter-Sawn White Oak



SAND DUNE
Beech



CHEYENNE
Alder



CHEYENNE
Beech



LOG CABIN
Alder



STONEHENGE
Alder



APPALACHIAN
Alder



BARLEY
Alder




WILLOW BRANCH
Alder



ANTLER
Alder



ANTELOPE FLATS
Alder



FRONT RANGE
Alder



ANTELOPE FLATS
Quarter-Sawn White Oak




MOREL
Alder



COBBLESTONE
Quarter-Sawn White Oak



COBBLESTONE
Hickory



MINK
Maple



MOONLIGHT
MDF Paint or Craftwood

COMPLEX EXPRESSIONS



OXFORD BLUE
Alder



LAGOON
MDF Paint or Craftwood



TIMBERED ISLAND
Alder



FEATHER GREY
MDF Paint or Craftwood




ASPEN SILVER
MDF Paint or Craftwood



FENNEL
Alder



WATERCRESS
Alder



BAMBOO GROVE
Alder



ZEN
Alder



SPARROW GRASS
Alder



LAUREL
Alder



ARTICHOKE
Cherry



TIMBER WOLF
Alder



TIMBER WOLF
Red Oak



GHOST RANCH
Red Oak



GHOST RANCH
Alder



WILDWOOD
Alder



WREN
Alder



OCEAN WALK
Alder



HERITAGE RED
Alder



OXBLOOD
Alder



FLINT HILLS
Alder



CUMBERLAND
Alder




CUMBERLAND
Beech



SADDLE HORN
Alder



DERBY BROWN
Alder



GANACHE
Cherry



IRISH STOUT
Alder




MAESTRO
Beech



MAESTRO
Red Oak

CUSTOM PAINT MATCH



Color plays an important part of designing a dream kitchen. To make the design process easier, we have a Custom Paint Match Program that allows you to offer paint matching from just about any color swatch. The color eye works very much as it would at your local paint supplier. See commonly used swatches >

Finish Lower WYTHE BLUE HC-143
BENJAMIN MOORE
Finish Upper DANDELION SEEDS
Wood Species PAINT GRADE
Door Style KINGSTON WIDE

Current Paint Fan Decks Available

- Behr
- Benjamin Moore
- Dunn-Edwards Paints
- Farrow & Ball
- Glidden
- Kelly-Moore Paints
- Pratt & Lambert
- Ralph Lauren
- Sherwin-Williams
- Valspar

GLAZE OPTIONS AND TECHNIQUES


GLAZE TECHNIQUES



STANDARD GLAZE Highlighting is applied to the entire surface of the cabinet and doors and then wiped off, leaving hang-up in the recessed areas.



BRUSHED GLAZE is a special technique that leaves brush strokes over the entire surface.



NO GLAZE



BURGUNDY




VAN DYKE BROWN




PEWTER




MIDNIGHT FROST




NO GLAZE




BURGUNDY



VAN DYKE BROWN



PEWTER



MIDNIGHT FROST


AGING TECHNIQUES



CRACKS
Simulated cracks of varied lengths and sizes




WORM HOLES
Random ice-pick marks in small clusters throughout





DENTS
Random placement of shallow dents



WIRE BRUSH HOLES
Very small lightly patterned holes in different areas of a door



BURN THRU
Wear through, after stain is applied, before glaze/sheen




GRAVEL
Random dents of various sizes, deeper, more widespread



SCREWED EDGES
Simulated saw marks on edges of the door



EASED EDGES/CORNERS
All corners are sanded before stain is applied to create a worn edge



WIRE BRUSH SCRATCHES
Tiny scratches in a tight pattern



KNIFE OUTS
Tear outs along the edges of the door

Ten (10) types of aging (distressing) techniques are available in a variety of combinations. Aging is a handmade artistic process and, like any fine art, no two pieces will be identical. Not all types of aging are available on all wood species.

SHEEN OPTIONS

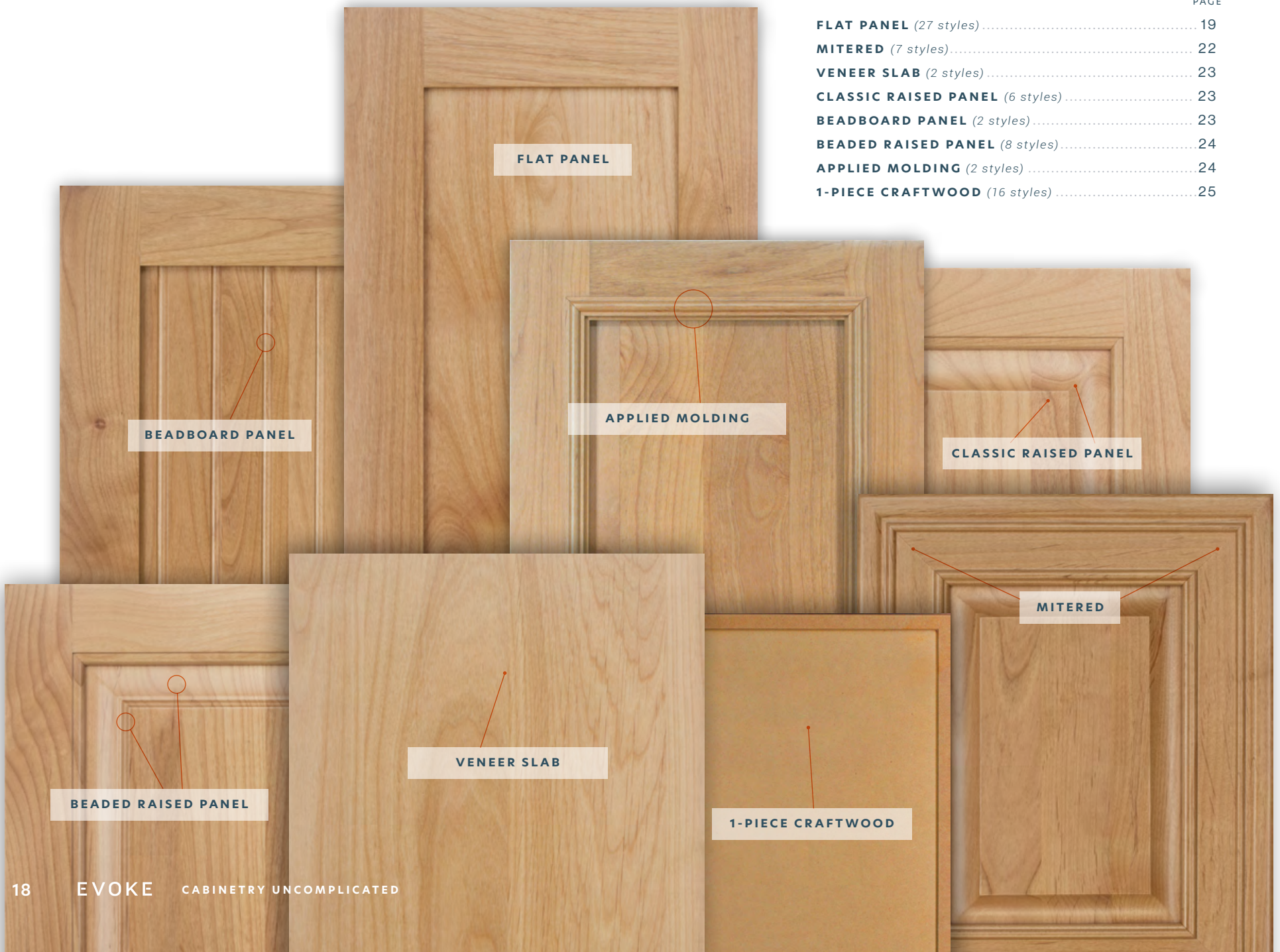


Finish ARABICA
Wood Species ALDER
Door Style TRIBECA



Two sheen options are available, Satin and Flat. Our Satin sheen has a slight reflective finish, and our Flat sheen is a less reflective finish. Both options provide a velvety feel that's elegant while being durable and easy to clean, for one of the best quality finishes in the industry.

DOOR STYLES



	PAGE
FLAT PANEL (27 styles)	19
MITERED (7 styles)	22
VENEER SLAB (2 styles)	23
CLASSIC RAISED PANEL (6 styles)	23
BEADBOARD PANEL (2 styles)	23
BEADED RAISED PANEL (8 styles)	24
APPLIED MOLDING (2 styles)	24
1-PIECE CRAFTWOOD (16 styles)	25

DOOR STYLE OPTIONS


FLAT PANEL →




Door Style SKYLINE



SHERIDAN NARROW



SHERIDAN MEDIUM



SHERIDAN WIDE




SKYLINE

DOOR STYLES


FLAT PANEL →




AURORA



CONCORD NARROW



CONCORD MEDIUM




CONCORD WIDE



DAYTON




HAMPTON NARROW




HAMPTON MEDIUM



HAMPTON WIDE




KINGSTON WIDE




LANCASTER

DOOR STYLES




MONTECITO NARROW



MONTECITO MEDIUM




MONTECITO WIDE




OSLO NARROW



OSLO MEDIUM




OSLO WIDE



PASADENA



ROMAN FLAT




SEDONA




SHAKER NARROW

DOOR STYLES



SHAKER MEDIUM



SHAKER WIDE



VIENNA MEDIUM

MITERED →



ASHEVILLE



BEDFORD *No Paints*

Hickory wood species not available with mitered doors.



ELLERSTON



FRANKLIN



SUTTON




ROCHESTER




ROSECLIFF

DOOR STYLES

VENEER SLAB →



MANHATTAN *No Paints*




TRIBECA *No Paints*

CLASSIC RAISED PANEL →



CHESAPEAKE NARROW



CHESAPEAKE MEDIUM



CHESAPEAKE WIDE

BEADBOARD PANEL →



PLYMOUTH NARROW




PLYMOUTH WIDE



ROMAN CLASSIC



FARMINGTON




SHAKER GROOVED

DOOR STYLES


BEADED RAISED PANEL →




HATTERAS NARROW



HATTERAS MEDIUM



HATTERAS WIDE



MANCHESTER MEDIUM




POTOMAC NARROW

APPLIED MOLDING →




POTOMAC WIDE



ROMAN BEADED




SAVANNAH




HIGHBANKS




SHAKER NARROW WITH AM15




CONCORD NARROW 1-PC




CONCORD MEDIUM 1-PC




CONCORD WIDE 1-PC




OSLO NARROW 1-PC




OSLO MEDIUM 1-PC




OSLO WIDE 1-PC




CHESAPEAKE NARROW 1-PC




CHESAPEAKE MEDIUM 1-PC




CHESAPEAKE WIDE 1-PC




SHAKER NARROW 1-PC




SHAKER MEDIUM 1-PC




SHAKER WIDE 1-PC




MANHATTAN 1-PC



LENNOX 1-PC



ASTON 1-PC



BRIDGEPORT 1-PC

DOOR STYLE AVAILABILITY CHART

STYLE CATEGORY	#	DOOR STYLE NAME	WOOD SPECIES										DRAWER FRONT OPTIONS					
			ALDER	KNOTTY ALDER	BEECH	ROSTIC BEECH	CHERRY	HICKORY	MAPLE	RED OAK	QUARTERSAWN WHITE OAK	PAINT	SLAB	5-PIECE MATCHING NARROW RAILS	5-PIECE MATCHING FLAT PANEL	SLAB PREMIUM		
FLAT PANEL	1	Aurora	1	2	1	2	2	1	2	1	3	1	◆	◆				
	2	Concord Narrow	1	2	1	2	2	1	2	1	3	1	◆	◆				
	3	Concord Medium	2	2	2	2	2	2	2	2	3	2	◆	◆				
	4	Concord Wide	3	3	3	3	3	3	3	3	3	3	◆	◆				
	5	Dayton	1		1		2	1			1	3	1	◆	◆			
	6	Hampton Narrow	1	2	1	2	2	1	2	1	3	1	◆	◆				
	7	Hampton Medium	2	2	2	2	2	2	2	2	3	2	◆	◆				
	8	Hampton Wide	3	3	3	3	3	3	3	3	3	3	◆	◆				
	9	Kingston Wide	2	2	2	2	2	2	2	2	3	2	◆	◆				
	10	Lancaster	2	2	2	2	2	2	2	2	3	2	◆	◆				
	11	Montecito Narrow	2	2	2	2	2	2	2	2	3	2	◆	◆				
	12	Montecito Medium	2	2	2	2	2	2	2	2	3	2	◆	◆				
	13	Montecito Wide	3	3	3	3	3	3	3	3	3	3	◆	◆				
	14	Oslo Narrow	1	2	1	2	2	1	2	1	3	1	◆	◆				
	15	Oslo Medium	2	2	2	2	2	2	2	2	3	2	◆	◆				
	16	Oslo Wide	2	2	2	2	2	2	2	2	3	2	◆	◆				
	17	Pasadena	1	2	1	2	2	1	2	1	3	1	◆	◆	◆			◆
	18	Roman Flat	2	2	2	2	2	2	2	2	3	2	◆	◆				
	19	Sedona (no paints)	2	2	2	2	2	2	2	2	3		◆	◆				◆
	20	Shaker Narrow	1	2	1	2	2	1	2	1	3	1	◆	◆	◆			
	21	Shaker Medium	2	2	2	2	2	2	2	2	3	2	◆	◆				
	22	Shaker Wide	2	2	2	2	2	2	2	2	3	2	◆	◆	◆			
	23	Sheridan Narrow	1	2	1	2	2	1	2	1	3	1	◆	◆				
	24	Sheridan Medium	2	2	2	2	2	2	2	2	3	2	◆	◆				
	25	Sheridan Wide	3	3	3	3	3	3	3	3	3	3	◆	◆				
	26	Skyline	2		2		2	2			2	3	2	◆	◆			
	27	Vienna Medium	1	2	1	2	2	1	2	1	3	1	◆	◆				
MITERED DOORS	1	Asheville	3	3	3	3	3		3	3	3	3	◆	◆				
	2	Bedford (no paints)	3	3	3	3	3		3	3	3		◆	◆				
	3	Ellerston	3	3	3	3	3		3	3	3	3	◆	◆				
	4	Franklin	2	2	2	2	2		2	2	3	2	◆	◆				
	5	Sutton	2	2	2	2	2		2	2	3	2	◆	◆				
	6	Rochester	3	3	3	3	3		3	3	3	3	◆	◆				
	7	Rosecliff	2	2	2	2	2		2	2	3	2	◆	◆				
VENEER SLAB	1	Manhattan (no paints)	1		1		2	1		1	3		◆				◆	
	2	Tribeca (no paints)	2		2		2	2		2	3		◆				◆	

STYLE CATEGORY	#	DOOR STYLE NAME	WOOD SPECIES										DRAWER FRONT OPTIONS				
			ALDER	KNOTTY ALDER	BEECH	ROSTIC BEECH	CHERRY	HICKORY	MAPLE	RED OAK	QUARTERSAWN WHITE OAK	PAINT	SLAB	5-PIECE MATCHING NARROW RAILS	5-PIECE MATCHING FLAT PANEL	SLAB PREMIUM	
CLASSIC RAISED	1	Chesapeake Narrow	1	2	1	2	2	1	2	1	3	1	◆		◆	◆	
	2	Chesapeake Medium	2	2	2	2	2	2	2	2	3	2	◆		◆	◆	
	3	Chesapeake Wide	3	3	3	3	3	3	3	3	3	3	◆		◆	◆	
	4	Plymouth Narrow	1	2	1	2	2	1	2	1	3	1	◆	◆	◆	◆	
	5	Plymouth Wide	2	2	2	2	2	2	2	2	2	3	2	◆	◆	◆	◆
	6	Roman Classic	2	2	2	2	2	2	2	2	2	3	2	◆	◆		
BEAD-BOARD	1	Farmington	3	3	3	3	3	3	3	3	3	3	◆	◆	◆	◆	
	2	Shaker Grooved	3	3	3	3	3	3	3	3	3	3	◆		◆	◆	◆
BEADED RAISED	1	Hatteras Narrow	1	2	1	2	2	1	2	1	3	1	◆	◆			
	2	Hatteras Medium	2	2	2	2	2	2	2	2	3	2	◆	◆			
	3	Hatteras Wide	3	3	3	3	3	3	3	3	3	3	◆	◆			
	4	Manchester Medium	2	2	2	2	2	2	2	2	2	3	2	◆	◆		
	5	Potomac Narrow			1	2	2	1	2	1	3	1	◆		◆	◆	
	6	Potomac Wide			3	3	3	3	3	3	3	3	◆		◆	◆	
	7	Roman Beaded	3	3	3	3	3	3	3	3	3	3	◆		◆		
	8	Savannah	3	3	3	3	3	3	3	3	3	3	◆			◆	
APPLIED MOLD.	1	Highbanks	3	3	3	3	3	3	3	3	3	3	◆	◆			
	2	Shaker Narrow w/AM15	3	3	3	3	3	3	3	3	3	3	◆	◆			
1-PIECE DOORS	1	Aston 1-PC											2	◆	◆		
	2	Bridgeport 1-PC											1	◆	◆		
	3	Chesapeake Narrow 1-PC											1	◆		◆	
	4	Chesapeake Medium 1-PC											1	◆		◆	
	5	Chesapeake Wide 1-PC											1	◆		◆	
	6	Concord Narrow 1-PC											1	◆	◆		
	7	Concord Medium 1-PC											1	◆	◆		
	8	Concord Wide 1-PC											1	◆	◆		
	9	Lennox 1-PC											2	◆	◆		
	10	Manhattan 1-PC											1	◆			
	11	Oslo Narrow 1-PC											1	◆	◆		
	12	Oslo Medium 1-PC											1	◆	◆		
	13	Oslo Wide 1-PC											1	◆	◆		
	14	Shaker Narrow 1-PC											1	◆	◆	◆	
	15	Shaker Medium 1-PC											1	◆	◆	◆	
	16	Shaker Wide 1-PC											1	◆	◆	◆	

If a box isn't marked with a number, it means it's not available in that wood species. Price buckets 1 = \$, 2 = \$\$ and 3 = \$\$\$ ◆ Means drawer front is available for this door style.

POSTS AND LEGS



POST A



POST B



POST C



POST D



POST E



POST F



POST G



POST H



POST I



POST J



POST K



LEG N



LEG P



LEG Q



LEG R



LEG S



LEG T

BUNN FEET

Our Bunn feet allow you to make any simple cabinet into a beautiful furniture grade cabinet, giving it the appearance of a custom-built piece of furniture at a fraction of the cost.



BUNN 1



BUNN 2



BUNN 3



BUNN 4



BUNN 5



BUNN 6



BUNN 7

CORBELS



Acanthus
Extra Large



Bordeaux
Extra Large



Mission



Craftsman
Narrow



Craftsman
Medium



Design 1



Design 2



Shaker



Arts and Crafts
Small



Bordeaux
Medium



Art Deco
Small



Corinthian



Arts and Crafts
Large



Acanthus
Large



Bordeaux
Large



Art Deco
Large

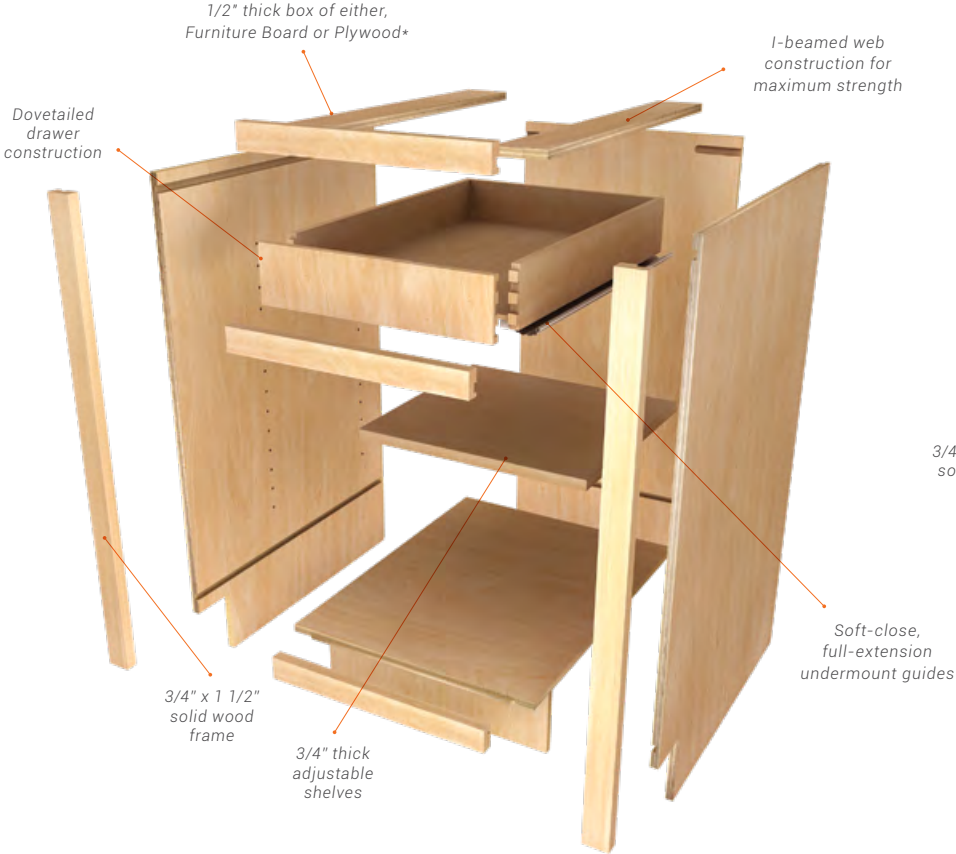


Traditional
Extra Mini

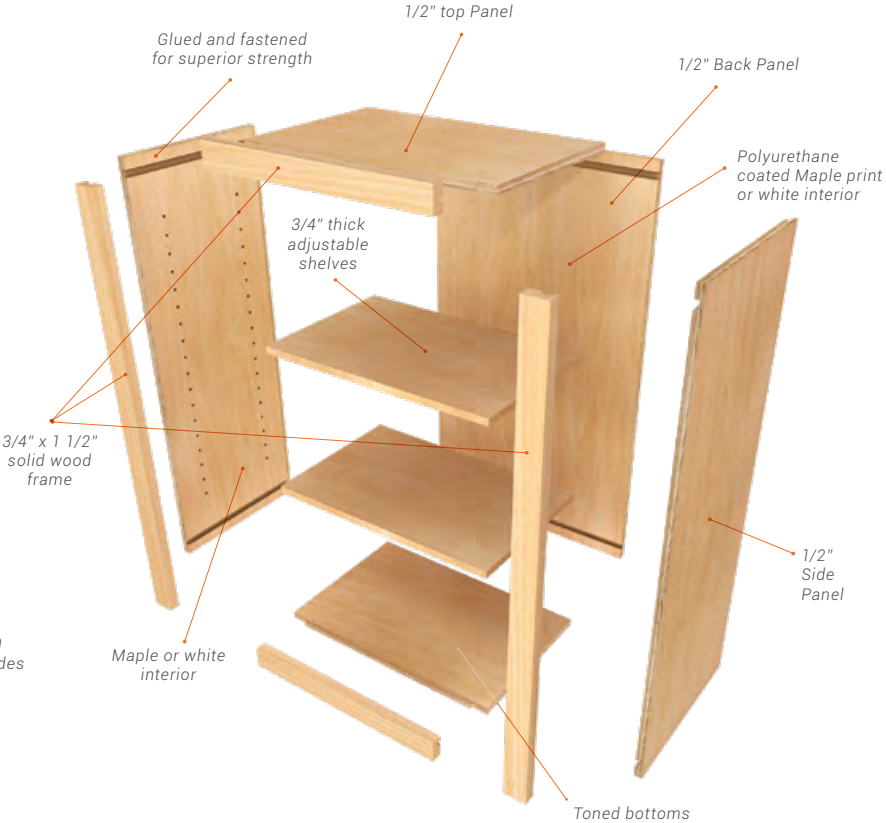
CABINET CONSTRUCTION

An American traditional style cabinet construction

BASE



WALL



*Plywood construction recommended for areas of high humidity or areas of the kitchen where are cabinets are exposed to higher humidity levels.

DRAWER BOX OPTIONS

Our standard drawer box and rollout options are 5/8" thick dovetailed solid hardwood with the ability to upgrade to our beautiful Beech construction for those who enjoy quality even behind the scenes.



HARDWOOD DOVETAILED



BEECH DOVETAILED

Sanded dovetail



Beech Dovetailed Shown

STORAGE SOLUTIONS

Having a beautiful kitchen is the first step, but it also has to function according to your family's lifestyle. We offer multiple storage solutions for your kitchen that will make your life just a little bit easier.




Wave knife block insert



Solid wood tray dividers



Adjustable Spice Rack



Double tier cutlery tray



Knife block utensil bin unit



Utensil bin unit



Base with Pullout Tray Divider



Laundry hamper pullout



Spice pullouts



OXO storage unit



Cutting board pullout

STORAGE SOLUTIONS



Mixer shelf



LeMans shelves



Lazy Susan



Base rollout trays



Trash bin pullout



Rollout trays in tall cabinet



Drawer peg system

ACCESSORIES / EMBELLISHMENTS

Accessories are chosen to complement the rest of your space – the finishing touches that tie it all together. With a wide range of decorative and functional features, Evoke allows you to design exactly the type of room you want.



Floating shelves



Beadboard Paneling



Glass doors



Wood panels

ACCESSORIES / EMBELLISHMENTS



Aventos lift doors



Valances



Corbels




Hood options



Vanity consoles



Decorative ends



Applied appliance panels



Posts and legs



Heavy-duty wide drawers

ISLANDS AND VANITY CONSOLES



VANITY CONSOLE
FOUR DRAWER OPEN SHELF



ISLAND WORK TABLE
ONE DRAWER



VANITY CONSOLE
COMBINATION CABINET



VANITY CONSOLE
DOUBLE DRAWER BANK



ISLAND WORK TABLE
TWO DRAWER




ISLAND WORK TABLE
FOUR DRAWER

EVOKE

CABINETS UNCOMPLICATED

EVOKECABINETS.COM

Photo courtesy of KITCHENS BY GOOD GUYS in Scottsdale, AZ



Finish **ARABICA**
Wood Species **ALDER**
Door Style **OSLO WIDE**

© 2025 **R.D. HENRY & CO.** ALL RIGHTS RESERVED.



KITCHEN CABINET MANUFACTURERS ASSOCIATION.
ENVIRONMENTAL STEWARDSHIP PROGRAM (ESP).
ALL PRODUCTS IMPACT THE ENVIRONMENT
FOR ESP PROGRAM CRITERIA, VISIT KCMA.ORG

PROUDLY MANUFACTURED IN THE U.S.A.

